

Biotinylated Human NKG2A&CD94 Protein

Cat. No. NKC-HM495B

Description	
Source	Recombinant Biotinylated Human NKG2A&CD94 Protein is expressed from HEK293 with His tag and Avi tag at the N-Terminus. It contains Arg100-Leu233(NKG2A)&Ser34-Ile179(CD94).
Accession	P26715-1(NKG2A)&Q13241-1(CD94)
Molecular Weight	The protein has a predicted MW of 17.9 kDa (CD94)&18.3 kDa (NKG2A). Due to glycosylation, the protein migrates to 33-48 kDa based on Bis-Tris PAGE result.
Endotoxin	Less than 1EU per µg by the LAL method.
Purity	> 95% as determined by Bis-Tris PAGE > 95% as determined by HPLC

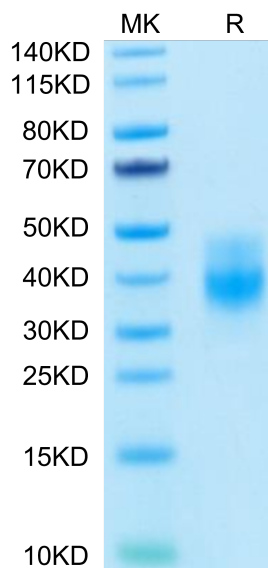
Formulation and Storage	
Formulation	Lyophilized from 0.22µm filtered solution in PBS (pH 7.4). Normally 8% trehalose is added as protectant before lyophilization.
Reconstitution	Centrifuge the tube before opening. Reconstituting to a concentration more than 100 µg/ml is recommended. Dissolve the lyophilized protein in distilled water.
Storage	-20 to -80°C for 12 months as supplied from date of receipt. -80°C for 3 months after reconstitution. Recommend to aliquot the protein into smaller quantities for optimal storage. Please minimize freeze-thaw cycles.

Background

The ligand-receptor assignment between HLA-G and NKG2A/CD94 is dependent of the amino acid composition in the HLA-G heavy chain. Understanding the biophysical basis of receptor-mediated events that lead to NK cell inhibition would help to remove non-tumor reactive cells and support personalized mild autologous NK cell therapies.

Assay Data

Bis-Tris PAGE



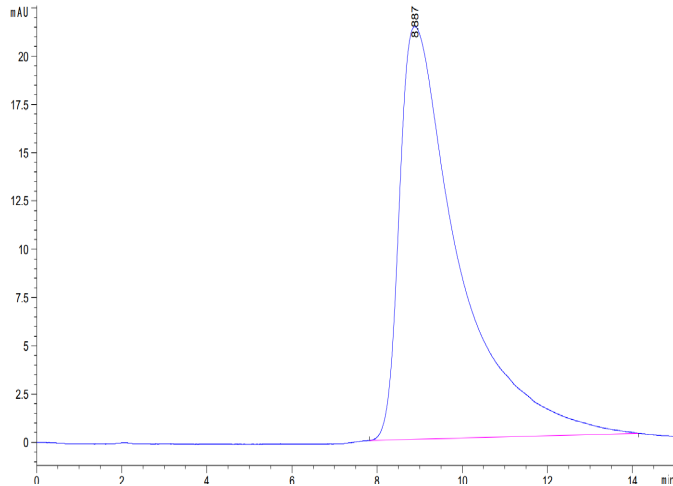
Biotinylated Human NKG2A&CD94 on Bis-Tris PAGE under reduced condition. The purity is greater than 95%.

SEC-HPLC

Biotinylated Human NKG2A&CD94 Protein

Cat. No. NKC-HM495B

Assay Data

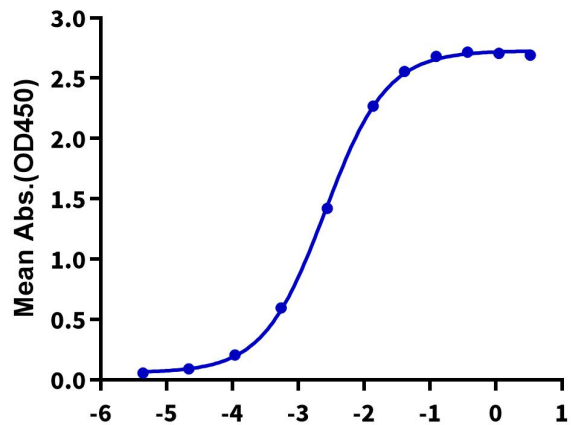


The purity of Biotinylated Human NKG2A&CD94 is greater than 95% as determined by SEC-HPLC.

ELISA Data

Biotinylated Human NKG2A&CD94, His Tag ELISA

0.05µg Biotinylated Human NKG2A&CD94, His Tag Per Well



Log Anti-NKG2A Antibody, hFc Tag Conc.(µg/ml)

Immobilized Biotinylated Human NKG2A&CD94, His Tag at 0.5µg/ml (100µl/Well) on streptavidin (5µg/ml) precoated plate. Dose response curve for Anti-NKG2A Antibody, hFc Tag with the EC50 of 2.5ng/ml determined by ELISA.